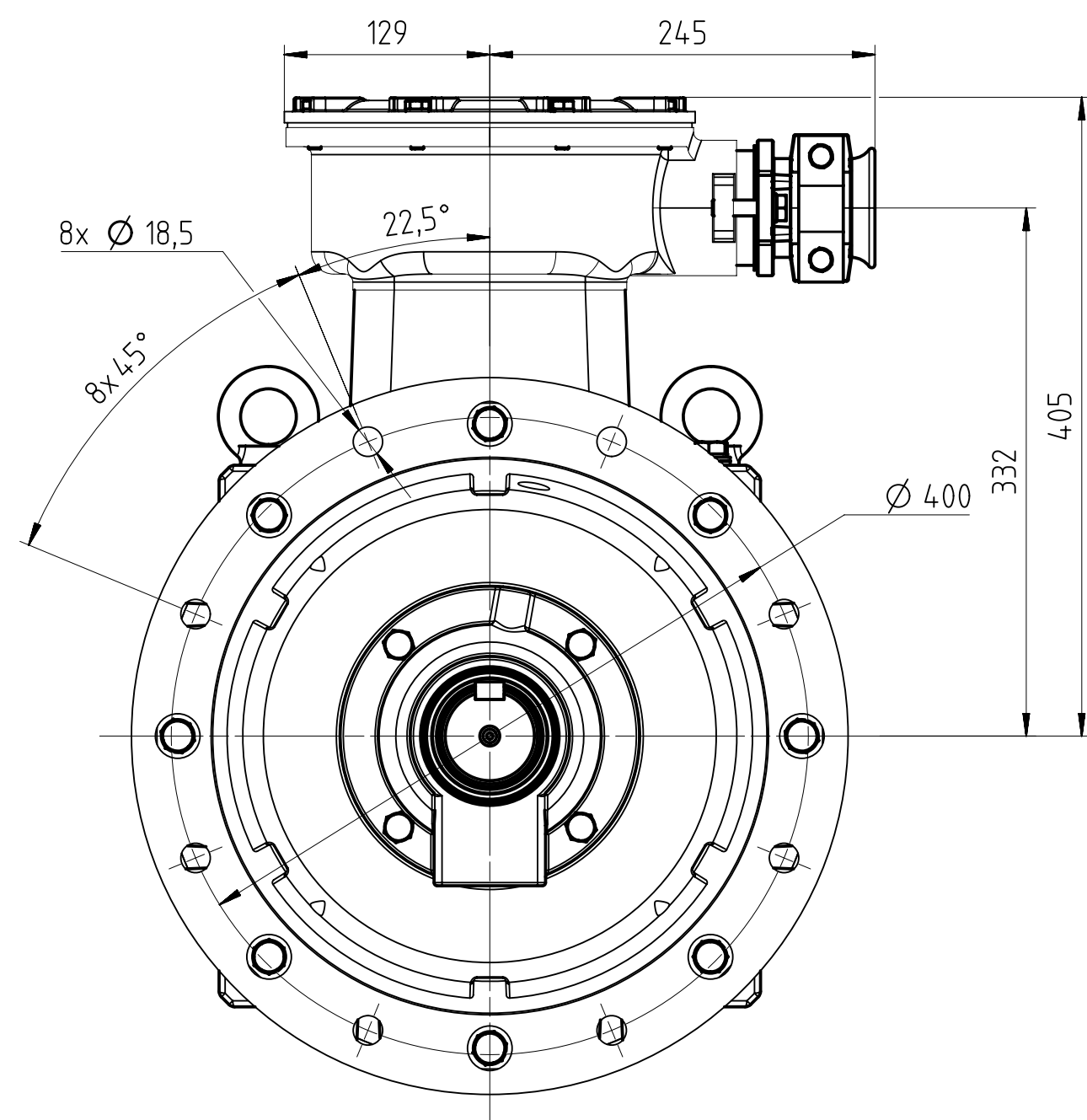







Branding disclaimer option



Technical drawing of a shaft with a keyway, labeled A-A. The shaft has a diameter  $D$  with a tolerance of  $+0,03$  /  $+0,011$ . The keyway has a width of  $N9/h9$  and a depth of  $0$  /  $-0,2$ . The key is labeled GE.

\* 当选用驱动端向下的安装方式时，电机标配防雨罩，此时不可同时选用第二轴伸(选项号L05)。  
If the motor is installed vertically with drive-end downward, fan cover will be equipped with protection cover as standard, and the second shaft extension (option code L05) is not allowed.

Tolerance	Surface	Material	Weight 0	Scale  mm
1MT0003-2B  外形安装尺寸图 1MT0003-2B IM B5 Ex db IIB T4 Gb 	Author Xu, Xingming Creator 2022-03-19 Chen wen lin Approval 2022-06-16 Liu Department PD LD P R&D 2 YIZ NP Change Order P5A00420633	DIMENSION SHEET 1MT0003-2B IM B5 Ex db IIB T4 Gb 		
 ©INNOMOTICS 2024	Doc State Released Revision (Counter) 003  AC	Item No Doc No A5E48265874A		
	Project No	Ref No	Doc Type TB / Z	Paper Size A2
			1st Language en 2nd Language de	