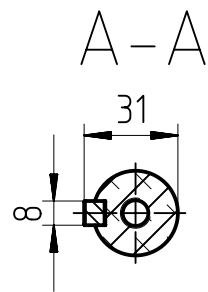
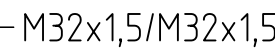


出于信任、
作为企业机
密转交。
保留所有权
力。

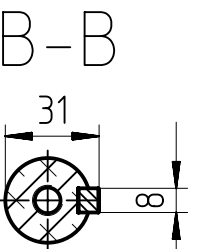
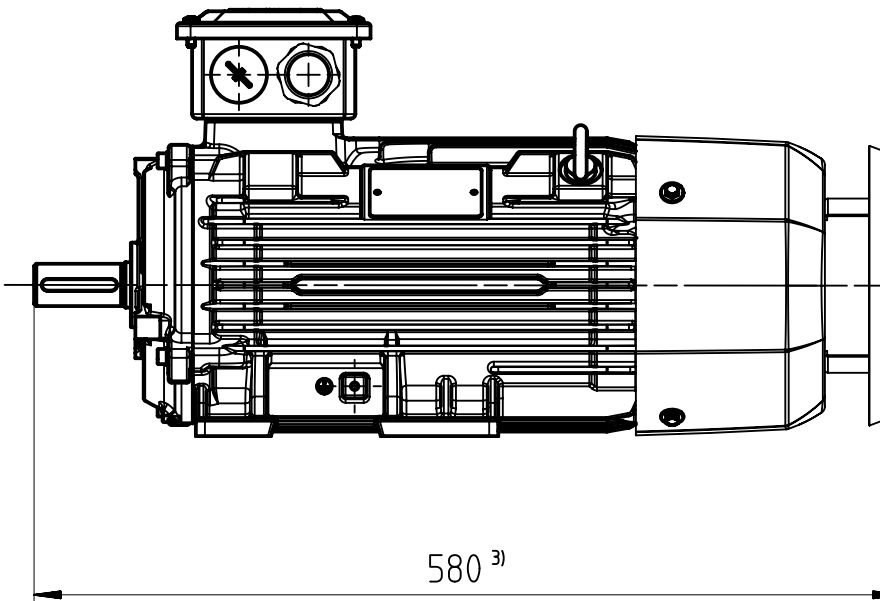
Confié à titre de secret d'entreprise. Tous droits réservés.
Comunicado como segredo empresarial. Reservados todos os direitos.
Доверляется в качестве производственного секрета.
Все права сохраняются за нами.
Confiado como secreto de empresa. Nos reservamos todos los derechos.



595¹⁾




455 ²⁾



Technical drawing of the motor from the side view. The drawing shows the motor's profile with a mounting bracket on top. Key dimensions and features include:

- Top mounting bracket: M10x22
- Top mounting hole spacing: 5 and 50
- Top mounting hole diameter: $\varnothing 28j6 \begin{smallmatrix} +0.009 \\ -0.004 \end{smallmatrix}$
- Motor body length: 269
- Motor body diameter: 60 $\pm 0,37$
- Total length: 592⁴⁾

Tolerance	Surface	Material	Weight 0.99 kg	Scale 1:3 
1TL8014-1A	Author Gao, Chao	DIMENSION SHEET 1TL8014-1A B3		
	Creator 2024-07-16 Deng Yao			
	Approval 2024-08-08 Gao			
外形安装尺寸图 1TL8014-1A B3	Department PD LD P R&D 2 YIZ NP			
	Change Order PIA00013206	Product MLFB(Product-ID)	Doc. Type TB / Z	
INNOMOTICS	Doc. State Released	Item No	Paper Size A2	
	Revision (Counter) 003	Revision State AB	Doc. No A5E53429332A	1st Language en 2nd Language de
©Innomotics 2024	Project No 11	Ref No	Sheet 1 of 1	

B 003