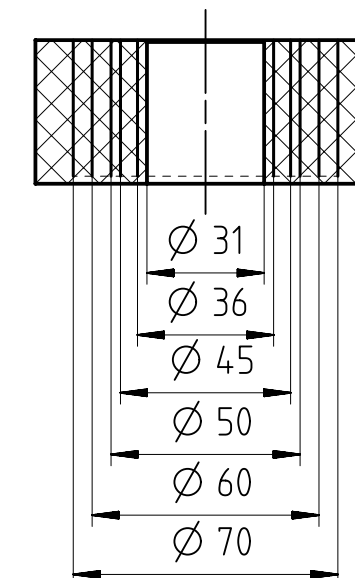





主出线口密封结构



孔径	∅ 31	∅ 36	∅ 45	∅ 50	∅ 60	∅ 70
电缆孔径	∅ 30	∅ 35	∅ 44	∅ 49	∅ 59	∅ 69

¹⁾包含螺栓头尺寸。
Includes bolt head dimensions.

型 号	B	B1	BA	BA'	BB	D	DB	E	EB	F	G	GA	L
1MT8004-3BA2	-	560	153	213	696	$\varnothing 75^{+0,03}_{+0,011}$	M20x42	140	100	20	67,5	79,5	1485
1MT8004-3BA3				223	766								1575
1MT8004-3BA5	-	630				213	696	1515					
1MT8004-3BA6				223	766				1605				
1MT8004-3BB2	-	560				213	696	1515					
1MT8004-3BB3				223	766				1605				
1MT8004-3BB5	-	630				213	696	1515					
1MT8004-3BB6				223	766				1605				
1MT8004-3BC2	500	-				213	696	$\varnothing 95^{+0,035}_{+0,013}$		M24x50	170	130	25
1MT8004-3BC3	-	560											
1MT8004-3BC4				-	630	223	766	1605					
1MT8004-3BC5	500	-							213	696	1515		
1MT8004-3BC6				-	560	223	766	1605					
1MT8004-3BD2	500	-							213	696	1515		
1MT8004-3BD3				-	630	223	766	1605					
1MT8004-3BD5	-	560							213	696	1515		
1MT8004-3BD6			-	630	223	766	1605						

Tolerance	Surface	Material	Weight 0.99 kg	Scale 1:8  mm
1MT8004-3B 外形安装尺寸图 1MT8004-3B IM B3 Ex db IIB T4 Gb	Author Li Kang	DIMENSION SHEET 1MT8004-3B IM B3 Ex db IIB T4 Gb		
	Creator 2024-09-24 Xie Tong			
	Approval 2024-10-31 Liu			
	Department IN LVM AA MF-YIZ R&D MD			
	Change Order P1A00015762			
	Doc State Released	Item No	Doc Type TB / Z	
	Revision (Counter) 002	Doc No A5E53633595A	Paper Size A2	
		1st Language en	2nd Language de	
©Innomotics 2024	Project No	Ref No	Sheet 1 of 1	